



Quality Access Doors- **FAST!**

## DESCRIPTION

A premium flush mount access panel cover for a 10"x10" drywall opening. This cover can also be used on a wall or ceiling and yields a 8.125"x8.125" accessible area.

## APPLICATION

- Designed for 1/2" and 5/8" thick drywall.
- Suitable for both wall and ceiling installation.
- Screws on to the face of your drywall.
- Once finished seaming over the flange, the product is ready to be primed and painted to your wall colour.
- The inserts comes primed white and ready for your paint colour.

## FEATURES

- Magnetic removable triple fibre reinforced cement board cover.
- 24 gauge galvanized satin coat steel frame complete with a beaded edge and adjustable diffuser.
- 4 rare earth magnets (0.250" diameter x 0.060" thick).
- Easy installation, primed and ready to paint.
- Impact Resistant.
- Moisture and Water Resistant, Mold Resistant.
- Eco-Friendly Manufacturing and Non-Hazardous.

## SPECIFICATIONS

- Over 66 square inches (425.8 square centimeters) of accessible area.
- Overall dimensions are 12.125" x 12.125" x 0.5" (307.9mm x 307.9mm x 12mm).
- Product weight is 1.98 pounds (0.89 kilograms)

For a complete list of options visit  
[www.BestAccessDoors.com](http://www.BestAccessDoors.com)

# SUBMITTAL/TECHNICAL DATA SHEET

SKU: **BA-IG10**

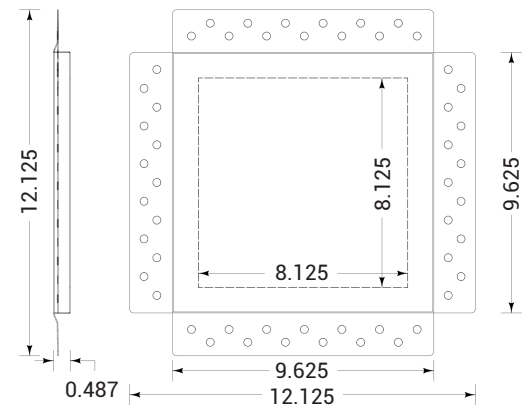
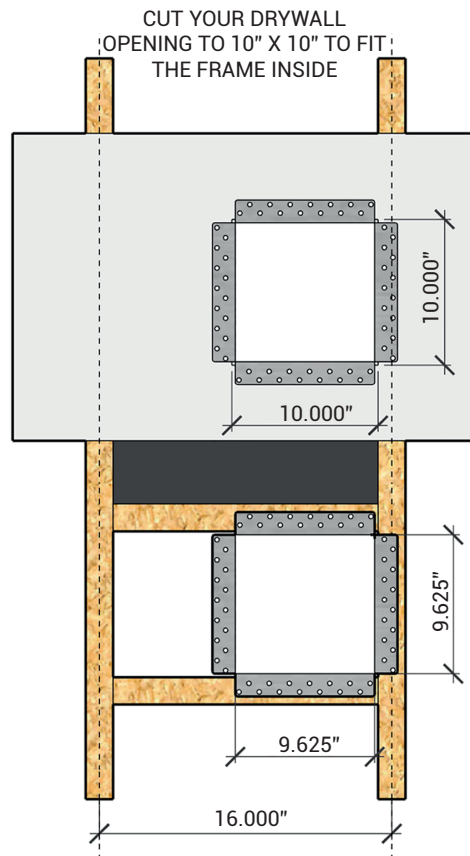
## REMOVABLE FLUSH ACCESS PANEL COVER

MAGNETIC



## DIMENSIONS AND APPEARANCE

>> [CLICK TO VIEW ADDITIONAL DETAILS AND PRICING <<](#)



### Material Information:

Raw Material: Cement, fibres, quartz sand, non-hazardous fillers.

Density:  $1.0 < D \leq 1.2 \text{ g/cm}^3$

Asbestos Content: 100% asbestos-free

Fire resistance: Non-combustible edge and adjustable diffuser.

Water Absorption:  $\leq 40\%$



Resistant Bending Strength:  $\leq 10.5 \text{ MPa dry}$

Moisture Movement: 0.25 %

Freeze Thaw: No distortion after 25 repeated cycles of freezing and thawing.

## PROJECT DATA

Custom Sizes Available - Fast!

Scan  or  Click



To view Pricing and  
Additional Product Info.

PROJECT NAME :	QTY	W	H	OPTIONS
ARCHITECT :				
DEALER :				
CONTRACTOR :				
LOCATION :	SPECIAL INSTRUCTIONS :			
DATE :				
TAGGING INSTRUCTIONS :	SUBMITTAL APPROVAL : (signature or stamp)			

TELEPHONE:  
1-800-483-0823  
FAX:  
1-888-828-6021



228 PARK AVE. S. #76520  
NEW YORK, NY, 10003



WEBSITE:  
[www.BestAccessDoors.com](http://www.BestAccessDoors.com)  
E-MAIL:  
[info@bestaccessdoors.com](mailto:info@bestaccessdoors.com)